

# Erie's Public Schools Cyber Choice Academy

Grades 6-8

General Information & Parent Guide



816 Park Avenue North  
Erie, Pennsylvania 16502

814-874-6450

Fax 814-874-6456

Jill Crable, Principal  
Eric Sandberg, Assistant Principal



## **TABLE OF CONTENTS**

Welcome .....	1
Arrival/Dismissal and Visitor Procedures .....	2
Attendance Requirements .....	3
Calendar and Schedule Information .....	4-5
How To/Informational Guides	
• How to Log In as a Learning Coach .....	7-8
• General Overview .....	9
• How to Check My Student's Grades .....	10-11
• How to Check if My Student has a Scheduled Class Connect .....	11
• How to Help My Student Improve Their Grade .....	12-13
Additional Information	
• Positive Behavior Interventions and Support .....	14
• District and State Assessments .....	15
• Learning Coach Success Contract .....	16



## Welcome to EPS Cyber Choice Academy at Emerson-Gridley

We are so excited that you have chosen to be a part of our Cyber Choice Academy! We are here to help you and your student have a successful school year. Please use this guide to help you navigate the K-12 Stride online learning platform. If you have any questions or concerns, please reach out to your child's teacher or any member of the administration. Contact information is below.

<b>6-8 Contacts</b>	<b>Position</b>	<b>Email</b>	<b>Phone</b>
Mrs. Jill Crable	Principal	<a href="mailto:jcrable@eriesd.org">jcrable@eriesd.org</a>	814-874-6451
Dr. Eric Sandberg	Assistant Principal	<a href="mailto:esandberg@eriesd.org">esandberg@eriesd.org</a>	814-874-6452
Barb Zimmer	ELA	<a href="mailto:bzimmer@eriesd.org">bzimmer@eriesd.org</a>	814-737-9138
Tyler Abatta	Math/Science	<a href="mailto:tabatta@eriesd.org">tabatta@eriesd.org</a>	814-737-9138
Tiffani Rossi	History	<a href="mailto:trossi@eriesd.org">trossi@eriesd.org</a>	814-737-9138
Stacie Green	Special Education	<a href="mailto:sgreen@eriesd.org">sgreen@eriesd.org</a>	814-874-6450
Kathy Wittman	Special Education	<a href="mailto:kwittman@eriesd.org">kwittman@eriesd.org</a>	814-722-3887



### **Arrival Procedures**

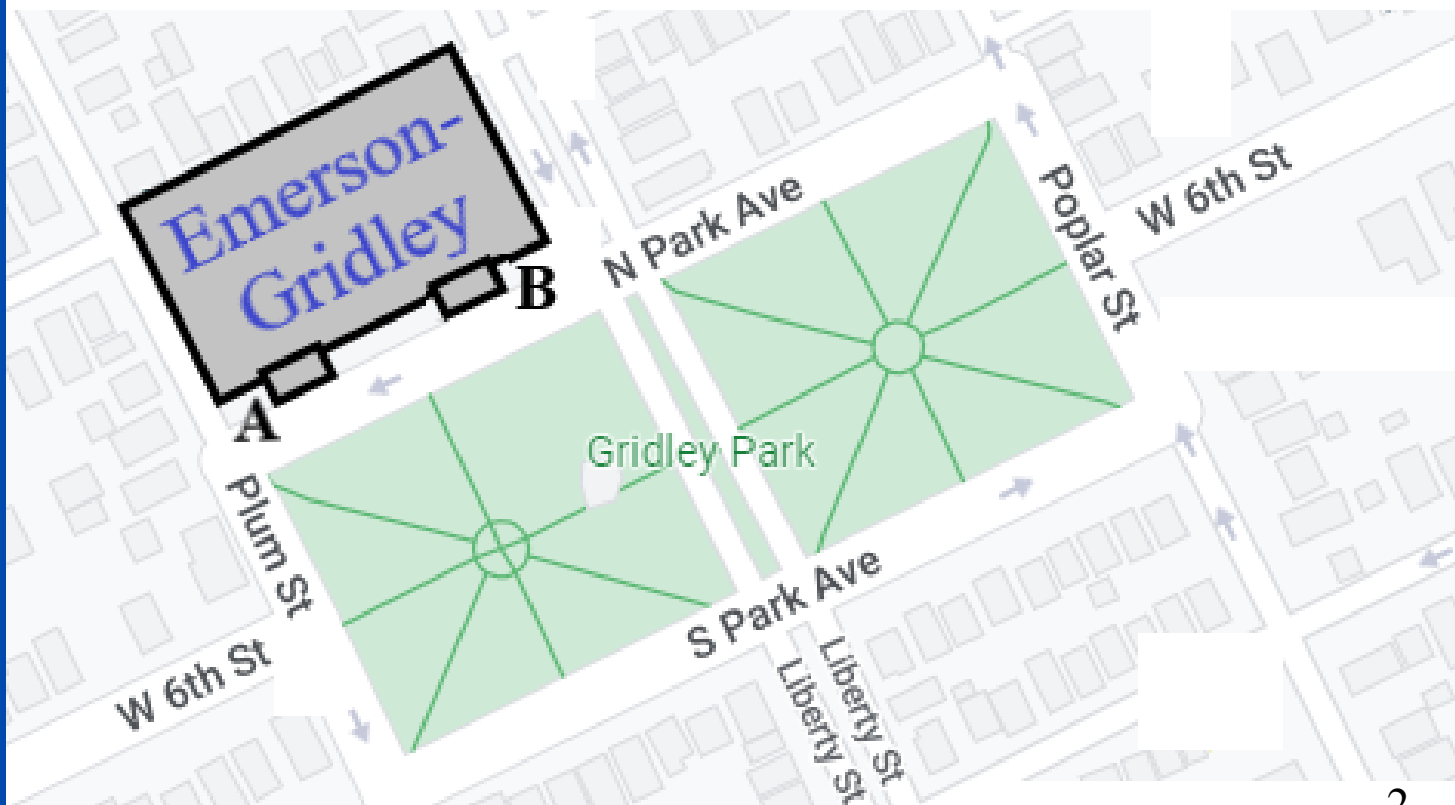
Cyber labs open for students enrolled at the Cyber Choice Academy at 8 a.m. All cyber students will enter Emerson-Gridley through the location marked "A" on the map below. Upon arrival, students will walk through a metal detector and all bags will be searched. Students will be offered breakfast before being directed to their classroom.

### **Dismissal Procedures**

Cyber labs close for students enrolled at the Cyber Choice Academy at 12 p.m. All cyber students will leave their classrooms and report to the cafeteria for a hot lunch from 12-12:30 p.m. Following lunch, students will exit through the doors marked "B" on the map below. Cyber Choice Academy students are not permitted to reenter the building following dismissal.

### **Guest or Visitor Procedures**

Parents and guardians are welcome to come to the main office, entering the building through the doors marked "A" on the map. After entering through the double doors, you will see a second set of doors with a buzzer to the right of the door. Please press the buzzer once, wait for the secretary to answer, and let the secretary know the reason for your visit. Visitors will pass through metal detectors before proceeding to the main office on the 1st floor. Visitors are not permitted on any other floor of the building.





## Attendance Requirements

1. As part of the Erie's Public Schools school district, the Cyber Choice Academy follows the EPS school year calendar.
2. Students MUST log in to their K-12 Stride account each day school is in session in our district.
3. K-12 Stride sets a "Plan" for each student. Students must complete their "Daily Plan" for each school day or will be marked absent.

## Submitting Excuses for Student Absences

School attendance is important and directly affects student success. Whenever possible, please try to schedule doctor's appointments and other commitments outside of school hours. If your child is absent from school, please send an excuse in one of the following ways:

1. Drop off a written note or doctor's excuse, including student's name, date of absence and reason for absence, in person at Emerson-Gridley (816 Park Avenue North).
2. Send an email to the assistant principal, Dr. Eric Sandberg, at [esandberg@eriesd.org](mailto:esandberg@eriesd.org), that includes the information listed above.
3. Visit the link below or use your smartphone to scan QR code and complete an online form.

Absences will be excused for those reasons listed in the Student Handbook and Code of Conduct. The full EPS Attendance policy is available at <https://www.eriesd.org/handbook>.

### Attendance Link

<https://forms.office.com/r/JSjg7chHSp>



# EPS 2022-2023 CALENDAR

**29** First Day of School for Students

AUGUST 2022						
S	M	T	W	Th	F	S
	1	2	3	4	5	6
7	8	9	10	11	12	13
14	15	16	17	18	19	20
21	22	23	24	25	26	27
28	29	30	31			

FEBRUARY 2023						
S	M	T	W	Th	F	S
			1	2	3	4
5	6	7	8	9	10	11
12	13	14	15	16	17	18
19	20	21	22	23	24	25
26	27	28				

**20** Act 80 Day- Non-Attendance Day for Students

**2** Non Attendance Day for Students

SEPTEMBER 2022						
S	M	T	W	Th	F	S
				1	2	3
4	5	6	7	8	9	10
11	12	13	14	15	16	17
18	19	20	21	22	23	24
25	26	27	28	29	30	

MARCH 2023						
S	M	T	W	Th	F	S
			1	2	3	4
5	6	7	8	9	10	11
12	13	14	15	16	17	18
19	20	21	22	23	24	25
26	27	28	29	30	31	

**31** Act 80 Day- Non-Attendance Day for Students

**5** Labor Day No School

**30** Act 80 Day- No School for Students

**31** End of Third Quarter

**10** Act 80 Day- No School for Students

OCTOBER 2022						
S	M	T	W	Th	F	S
						1
2	3	4	5	6	7	8
9	10	11	12	13	14	15
16	17	18	19	20	21	22
23	24	25	26	27	28	29
30	31					

APRIL 2023						
S	M	T	W	Th	F	S
						1
2	3	4	5	6	7	8
9	10	11	12	13	14	15
16	17	18	19	20	21	22
23	24	25	26	27	28	29
30						

**3,4,5,6** Spring Break- No School

**7,10** District Holiday

**2** End of First Quarter

**8** Election Day-Flexible Instruction

**21** Parent Conference-Non-Attendance day for Students

**22** Parent Conference-Non-Attendance day for Students

**23-28** District Holiday

NOVEMBER 2022						
S	M	T	W	Th	F	S
		1	2	3	4	5
6	7	8	9	10	11	12
13	14	15	16	17	18	19
20	21	22	23	24	25	26
27	28	29	30			

MAY 2023						
S	M	T	W	Th	F	S
	1	2	3	4	5	6
7	8	9	10	11	12	13
14	15	16	17	18	19	20
21	22	23	24	25	26	27
28	29	30	31			

**16** Election Day- Flexible Instruction

**29** Memorial Day- No School

**23,26** District Holiday

**27-29** District Shutdown

**30** District Holiday

DECEMBER 2022						
S	M	T	W	Th	F	S
				1	2	3
4	5	6	7	8	9	10
11	12	13	14	15	16	17
18	19	20	21	22	23	24
25	26	27	28	29	30	31

JUNE 2023						
S	M	T	W	Th	F	S
				1	2	3
4	5	6	7	8	9	10
11	12	13	14	15	16	17
18	19	20	21	22	23	24
25	26	27	28	29	30	

**2** Seniors Last Day

**6** Last Day for Students

**2** District Holiday

**16** Martin Luther King Jr. Day-District Holiday

**20** End of Second Quarter

**23** Recording Day- Non-attendance day for students

**24** Beginning of 2nd Semester

**27** Act 80 Day- Non-Attendance Day for Students

JANUARY 2023						
S	M	T	W	Th	F	S
1	2	3	4	5	6	7
8	9	10	11	12	13	14
15	16	17	18	19	20	21
22	23	24	25	26	27	28
29	30	31				

**PSSA Testing Dates**

ELA/Math/Science  
April 24-28, 2023

Make Ups  
May 1-12, 2023



**Any changes to the school year calendar or educational schedule will be communicated by the district via the district website, [eried.org](http://eried.org), the district's Facebook page, and the One Call telephone notification system.**

What do I do if the school district calls for a...

#### **PARENTAL DISCRETION DAY?**

**Cyber labs will be OPEN.**

If the school district announces a "Parental Discretion Day," students have two options:

1. Come to the Cyber Lab at the regularly scheduled time, 8 a.m.-12 p.m.
2. Let their teacher know they will not be attending in lab and log into Stride from home and work through their "Daily Plan."

#### **VIRTUAL LEARNING DAY?**

**Cyber labs will be CLOSED.**

If the school district announces a "Virtual Learning Day" students should:

1. Stay home and log in to K-12 Stride to complete their "Daily Plan".
2. Attend scheduled Class Connect sessions.

#### **FLEXIBLE INSTRUCTION DAY?**

**Cyber labs will be CLOSED.**

If the school district schedules a "Flexible Instruction Day" students should:

1. Stay home and log in to K-12 Stride to complete their "Daily Plan."
2. Attend scheduled Class Connect sessions.



## **"How To" Guides**

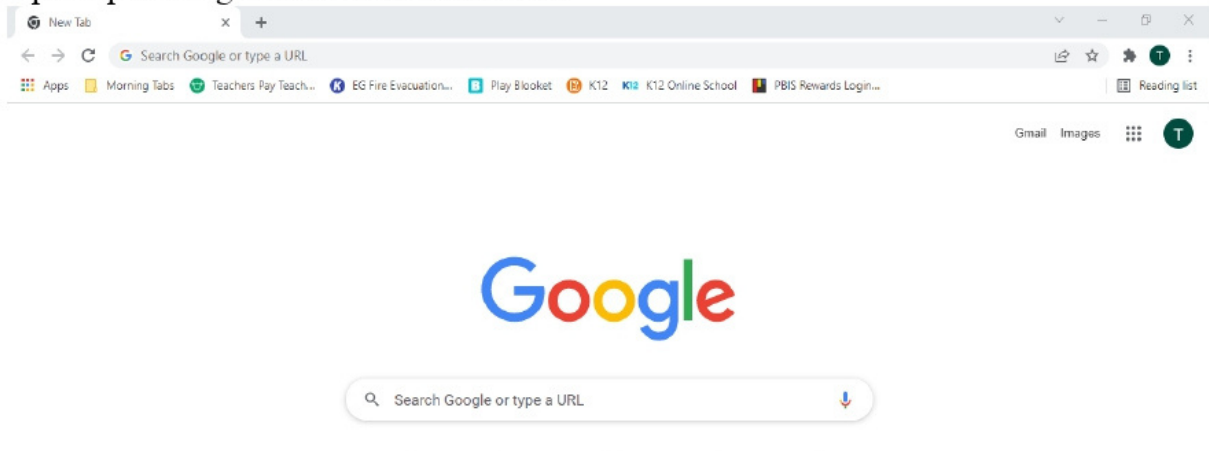
**The pages that follow will help you navigate the K-12 Stride platform.**

- **How to Log on as a Learning Coach**
- **General Overview of the Platform**
- **How to Check Your Student's Grades**
- **How to See if Your Student has a Scheduled Class Connect**
- **How to Help Your Student Improve Their Grade**

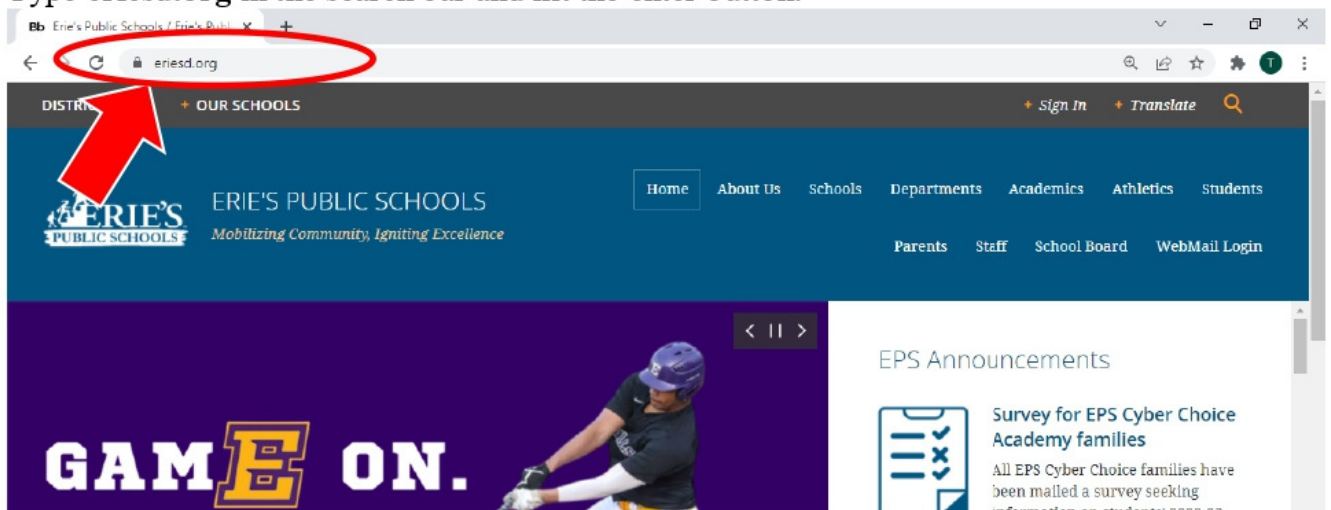


# HOW TO LOG IN AS A LEARNING COACH (PARENT/GUARDIAN):

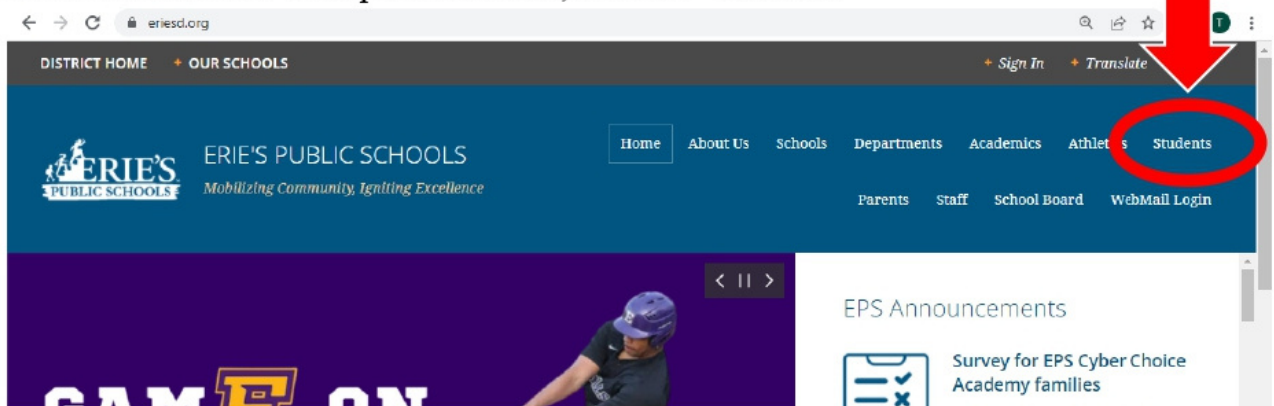
1. Open up a Google Chrome web browser.



2. Type **eriesd.org** in the search bar and hit the enter button.



3. In the blue bar near the top of the screen, click on "Students."



4. Click on the icon that says “EPS Cyber Choice Academy Grades K-8.”

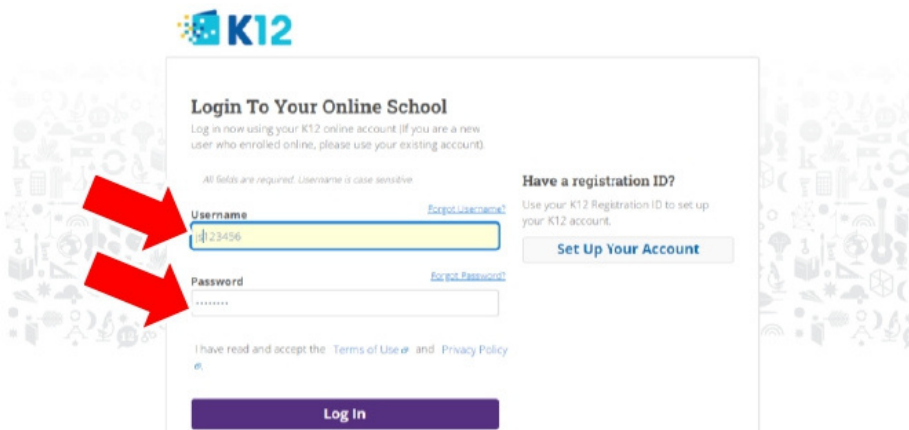


Home » Students » Student Portal » Welcome



5. The username is provided in this packet. The password is epscyber.

6. Click the purple log in button.



## GENERAL OVERVIEW

1. Once logged in, if you have multiple students in the cyber program you will need to click on the dropdown menu at the top of the page to toggle between student names.
2. This page will give you a general overview of what assignments are due that day.
3. To access each assignment, click on the assignment name. A popup will appear. Select “yes.”

The screenshot shows the ERIE'S CYBER CHOICE ACADEMY dashboard. At the top left, there is a green header with the academy's name. Below it is a sidebar with navigation options: MY STUDENTS, MY SCHEDULE, ATTENDANCE (43), and ANNOUNCEMENTS. The main content area displays the current date as May 16, 2022, and a filter for 'Day' or 'Week'. A table lists courses and assignments for the day. A red arrow points to the 'Student's Name' dropdown menu at the top. Another red arrow points to the assignment name '8.11: Universal Experiences' in the table. To the right, there is an 'Events' section with three items: Math help (8:15 AM - 8:55 AM), ELA 6 (9:00 AM - 9:45 AM), and 6th Grade History (9:45 AM - 10:25 AM).

Courses	Assignments	Due	Progress
<a href="#">ENG06E3 Summit Languag...</a>	<a href="#">8.11: Universal Experiences</a>	All Day	<div style="width: 0%;"></div>
<a href="#">HST06 Summit American H...</a>	<a href="#">12.05: The Great Society</a>	All Day	<div style="width: 0%;"></div>
<a href="#">MTH06E3 Summit Math 6 ...</a>	<a href="#">Interim Checkpoint 4</a>	All Day	<div style="width: 0%;"></div>
<a href="#">SCI06E3 Summit Earth Scie...</a>	<a href="#">8.18: Your Choice</a>	All Day	<div style="width: 0%;"></div>

4. The progress bar shows how much of the assignment has been completed. A bullet point means the assignment is not completed. A checkmark means the assignment is completed.

The screenshot shows the details for the 'Interim Checkpoint 4' assignment. It is for 'Math 6 (MTH06E3 Summit Math 6 PA)' and is due on 'May 16, 2022 - May 16, 2022'. The progress bar shows '50 % 1 of 2 required topics complete'. Below the progress bar, there is a list of tasks. The first task is 'Interim Checkpoint: Grade 6 Interim Checkpoint 4 - Part 1', which is marked as 'External Learning Tool' and 'Due May 16 at 11:59 PM'. The second task is 'Graded Assignment: Grade 6 Interim Checkpoint 4 - Part 2', which is marked as 'Assignment' and 'Due May 16 at 11:59 PM'. Red arrows point to the progress bar and the completion status of the tasks.

Interim Checkpoint 4  
May 16, 2022 - May 16, 2022

Math 6 (MTH06E3 Summit Math 6 PA)

Due Jan 27, 2025 11:59 PM

50 % 1 of 2 required topics complete

Assessment

Interim Checkpoint: Grade 6 Interim Checkpoint 4 - Part 1  
External Learning Tool  
Due May 16 at 11:59 PM

Graded Assignment: Grade 6 Interim Checkpoint 4 - Part 2  
Assignment  
Due May 16 at 11:59 PM

# HOW TO CHECK MY STUDENT'S GRADES

1. After logging into the K-12 Stride website, click on "Courses."

2. The grade column displays the student's current grade for that class. Click on the grade if you would like to see a more detailed breakdown of the grade.

Courses	Grade	Progress	Overdue	Last Visited	Primary Teacher
6-8 Homeroom (Rossi and Abatta) 2 6-8 Homeroom (Rossi and Abatta) 2	N/A	N/A	0	N/A	Tyler Abatta
SCI06E3 Summit Earth Science PA Science 6 (SCI06E3 Summit Earth Science PA)	70.0% (C)	86.5%	0	5/13/22	Tyler Abatta
TCH080 Introduction to Middle School Game Design Intro to MS Game Design	N/A	9.2%	0	1/19/22	Tyler Abatta
MTH06E3 Summit Math 6 PA Math 6 (MTH06E3 Summit Math 6 PA)	73.7% (C)	89.7%	0	5/13/22	Tyler Abatta
HST06 Summit American History Since 1865 PA	80.1% (B)	75.7%	0	5/12/22	Tiffani Rossi

3. Scroll down to see the units that are included in the selected course. Click on the items to see specific scores. Click on feedback to read comments on that particular assignment.

The screenshot shows a course unit page. A red arrow points to the 'Unit 3' header. Another red arrow points to a dropdown menu showing '14 Items'. A third red arrow points to a 'Feedback' link next to the '3.06 Quiz: Animal Intelligence 3' assignment. A fourth red arrow points to a score indicator '3 / 5 | D' next to the same quiz. Other assignments listed include '3.16 Graded Assignment: Presentation (exempted)' and '3.14 Graded Assignment: Research Paper'.

## HOW TO SEE IF MY STUDENT HAS A SCHEDULED CLASS CONNECT

1. On the right side of your screen, you should see a list of scheduled Class Connects (like a Zoom).

The screenshot shows a student dashboard for 'ERIE'S CYBER CHOICE ACADEMY'. The user is logged in as 'Student'. The dashboard has a sidebar with navigation options: MY STUDENTS, MY SCHEDULE, ATTENDANCE (29), and ANNOUNCEMENTS. The main content area has tabs for 'Schedule', 'Courses', and 'More'. A table lists assignments with columns for Courses, Assignments, Due, and Progress. On the right side, there is a section titled 'Your student's Class Connect schedule will appear here.' with a list of events.

Courses	Assignments	Due	Progress
HST06 Summit American H...	<a href="#">11.15: Your Choice</a>	All Day	
ENG06E3 Summit Languag...	<a href="#">8.02: "Thank You Ma'am" (A)</a>	All Day	
MTH06E3 Summit Math 6...	<a href="#">11.02: Surface Area</a>	All Day	
SCIO6E3 Summit Earth Scie...	<a href="#">8.09: Alternative Sources Part 1</a>	All Day	

**Your student's Class Connect schedule will appear here.**

Events

- Math help**  
Class Connect: Required 8:15 AM - 8:55 AM  
Session Type: Small Group
- ELA 6**  
Class Connect: Required 9:00 AM - 9:45 AM  
Session Type: Classroom
- 6th Grade History**  
Class Connect: Required 9:45 AM - 10:25 AM  
Session Type: Classroom
- 6th grade meeting**  
Class Connect: Required 12:45 PM - 1:45 PM  
Session Type: Small Group

# HOW TO HELP MY STUDENT IMPROVE THEIR GRADE

1. After logging into the K-12 Stride website, click on “Courses.”

Student's Name

Your Name

Schedule **Courses** More ▾

May 16, 2022 < > Select Date ▾

Filter by Day Week ⓘ

Courses	Assignments	Due	Progress
ENG06E3 Summit Language Arts	8.11: Universal Experiences	All Day	
HST06 Summit American History	12.05: The Great Society	All Day	
MTH06E3 Summit Math 6 PA	Interim Checkpoint 4	All Day	
SCI06E3 Summit Earth Science PA	8.18: Your Choice	All Day	

Events

- Math help  
Class Connect | Required  
Session Type: Small Group  
8:15 AM - 8:55 AM >
- ELA 6  
Class Connect | Required  
Session Type: Classroom  
9:00 AM - 9:45 AM >
- 6th Grade History  
Class Connect | Required  
Session Type: Classroom  
9:45 AM - 10:25 AM >

2. Click on the grade your student wants to improve.

Student's Name

Your Name

Schedule Courses More ▾

Primary Homeroom Teacher: Tyler Abatta

Last Login: May 16, 2022 ⓘ

Courses	Grade	Progress	Overdue	Last Visited	Primary Teacher
6-8 Homeroom (Rossi and Abatta) 2 6-8 Homeroom (Rossi and Abatta) 2	N/A	N/A	0	N/A	Tyler Abatta
SCI06E3 Summit Earth Science PA Science 6 (SCI06E3 Summit Earth Science PA)	70.0% (C)		0	5/13/22	Tyler Abatta
TCH080 Introduction to Middle School Game Design Intro to MS Game Design	N/A		0	1/19/22	Tyler Abatta
MTH06E3 Summit Math 6 PA Math 6 (MTH06E3 Summit Math 6 PA)	73.7% (C)		0	5/13/22	Tyler Abatta
HST06 Summit American History Since 1865 PA	80.1% (B)		0	5/12/22	Tiffani Rossi

3. Scroll down through the different units and click on items.

The screenshot shows a 'Graded Items' section with a dropdown arrow. It lists three units: Unit 8, Unit 7, and Unit 6. Each unit has a 'Feedback' link and a link to the number of items. Red arrows point to the '1 Items' link under Unit 8 and the '12 Items' link under Unit 7. The 'Last Modified' dates are: Unit 8 (May 4, 2022 8:31 AM), Unit 7 (May 3, 2022 11:44 AM), and Unit 6 (Apr 4, 2022 3:00 PM).

Unit	Feedback	Items	Last Modified
Unit 8	▶ Feedback	▶ 1 Items	May 4, 2022 8:31 AM
Unit 7	▶ Feedback	▶ 12 Items	May 3, 2022 11:44 AM
Unit 6	▶ Feedback		Apr 4, 2022 3:00 PM

4. The grade for each item is displayed. Your student must then log into their K-12 account, go to that specific class, select content, and then type in the lesson number in the search bar on the left. This will bring up the lesson/assignment for them to complete.

The screenshot shows the 'Graded Items' section with Unit 7 expanded. Two items are visible: '7.18 Unit Test: The Secret Garden Part 1' and '7.18 Unit Test: The Secret Garden Part 2'. Red arrows point to the '12 Items' link under Unit 7, the 'Feedback' link for Part 1, the '0 / 60 | F' grade for Part 1, the 'Feedback' link for Part 2, and the '0 / 40 | F' grade for Part 2. The 'Last Modified' date for both items is May 3, 2022 11:44 AM.

Item	Feedback	Grade	Last Modified
7.18 Unit Test: The Secret Garden Part 1	▶ Feedback	0 / 60   F	May 3, 2022 11:44 AM
7.18 Unit Test: The Secret Garden Part 2		0 / 40   F	



## Required District Assessments

All students will be given benchmark assessments (screenings) several times per year. Required district assessments can be accessed through Clever. See Student Guide on how to log in to Clever.

## SMARTFUTURES

Smart Futures is an online career planning platform that helps kids, teens and young adults discover who they are, where they are going, and how to get there. Each year your student will be required to complete several activities.



iReady is a math diagnostic that assesses student knowledge in four main math concepts. It assesses knowledge in numbers and operations, algebra and algebraic thinking, measurement and data, and geometry. It is important to let your student complete this without your help. This assessment sets their learning path in the iReady platform.

## Required Pennsylvania State Assessments



Every student in Pennsylvania in grades 3 through 8 is assessed in English Language Arts and Mathematics. Every student in Pennsylvania in grades 4 and 8 is assessed in Science. When we have a final PSSA testing schedule (around April), we will mail out the information.





## Positive Behavior Interventions and Support (PBIS)

The Cyber Choice Academy and all programs located at Emerson-Gridley utilize Positive Behavior Intervention Support, a nationally recognized model used to improve school safety and promote positive behavior. PBIS also helps teachers, students, and staff review data and make informed decisions about expectations and develop appropriate consequences when those expectations are not met. PBIS calls for teachers to deliver lessons about behavior just as they would about any other subject: When students are aware of expectations and understand them, students are better equipped to meet the expectations. Behavior expectations are taught and acknowledged throughout the school year. Our behavior expectations are centered around three main concepts: being respectful, being responsible and being resilient.

\*Voice choice: **0** - Silence, **1** - Whisper, **2** - Normal Conversation, **3** - Loud conversation, **4** - Yelling



### Emerson-Gridley Expectations



We expect students to be:	Classrooms & Labs	Hallway	Dining Hall	Bathroom	Bus	Class Connect or Zoom
<i>Voice Choice:</i>	1 or 2	0 or 1	1 or 2	0 or 1	1 or 2	1 or 2
<b><u>Respectful</u></b>	<ul style="list-style-type: none"> <li>Be kind</li> <li>Keep food/drinks away from devices</li> <li>Use electronic devices correctly</li> <li>Follow the dress code</li> <li>Raise your hand</li> </ul>	<ul style="list-style-type: none"> <li>Be considerate of others' personal space</li> <li>Walk on the right side of the hall</li> <li>Use appropriate language and volume</li> <li>Stay on your assigned floor</li> </ul>	<ul style="list-style-type: none"> <li>Use manners</li> <li>Use appropriate language</li> <li>Clean up area before leaving</li> </ul>	<ul style="list-style-type: none"> <li>Follow pass procedures</li> <li>Return quickly to designated area (go, flush, wash, return)</li> <li>Honor the privacy of others</li> </ul>	<ul style="list-style-type: none"> <li>Use manners and positive language</li> <li>Listen quietly when the bus driver speaks</li> <li>Keep food/drinks closed and in bookbag</li> <li>Stay in your personal space</li> </ul>	<ul style="list-style-type: none"> <li>Keep camera on</li> <li>Mute yourself</li> <li>Answer the teacher when called upon</li> <li>Listen when your teachers and classmates are talking</li> <li>Keep food/drinks away from devices</li> </ul>
<b><u>Responsible</u></b>	<ul style="list-style-type: none"> <li>Be on time</li> <li>Stay at your desk or assigned area</li> <li>Stay on target to finish your work</li> <li>Actively participate in class and stay awake</li> <li>Be organized, have class materials and assignments ready</li> </ul>	<ul style="list-style-type: none"> <li>Pick up after yourself and throw away trash</li> <li>Follow hall pass procedures</li> <li>Stay tight to the right</li> </ul>	<ul style="list-style-type: none"> <li>Be on time</li> <li>Know your lunch number</li> <li>Report any problems, concerns, or unsafe situations to an adult</li> <li>Clean up area before leaving</li> </ul>	<ul style="list-style-type: none"> <li>Report any problems or concerns to an adult</li> <li>Clean up after yourself-use garbage cans for trash</li> </ul>	<ul style="list-style-type: none"> <li>Be on time for pick up and dismissal</li> <li>Board bus promptly using bus pass or paying fare</li> <li>Report any concerns to an adult</li> <li>Stay in your seat</li> </ul>	<ul style="list-style-type: none"> <li>Be on time</li> <li>Participate in instruction</li> <li>Attend required Class Connects or Zoom sessions</li> <li>Be prepared</li> <li>Complete daily to do list and or daily assignments and required hours</li> </ul>
<b><u>Resilient</u></b>	<ul style="list-style-type: none"> <li>Set good examples</li> <li>Do your best</li> <li>Ask for help or retakes &amp; attend extra help, Class Connects, or Zoom Sessions</li> <li>Show acceptance of others</li> </ul>	<ul style="list-style-type: none"> <li>Report any problems, concerns, or unsafe situations to an adult</li> <li>Be aware of others &amp; your surroundings</li> <li>Have patience when transitioning</li> </ul>	<ul style="list-style-type: none"> <li>Use non-violent problem-solving strategies</li> <li>Wait quietly in line</li> </ul>	<ul style="list-style-type: none"> <li>Be patient when waiting to use a pass</li> </ul>	<ul style="list-style-type: none"> <li>Show acceptance of others</li> <li>Use non-violent problem-solving</li> <li>Be patient</li> </ul>	<ul style="list-style-type: none"> <li>Ask for help or retakes &amp; attend extra help, Class Connects, or Zoom Sessions</li> <li>Request lab hours</li> </ul>



## Learning Coach Success Contract

### My responsibilities as a Learning Coach include:

- \_\_\_\_\_ logging on to K-12 Stride every scheduled school day (see EPS school calendar).
- \_\_\_\_\_ making sure that my child completes their daily plan, including all subject areas (ELA, math, science, and history).
- \_\_\_\_\_ making sure my student attends all daily Class Connect sessions if their grades start to drop or if they need help.
- \_\_\_\_\_ making sure my student watches recorded lessons if they are struggling with an assignment.
- \_\_\_\_\_ bringing my student to Emerson-Gridley for in-person lab sessions if they need help or are failing two or more subjects.
- \_\_\_\_\_ communicating regularly with my student's teacher via email or district phone number.
- \_\_\_\_\_ monitoring my student's grades, attendance, and progress in the cyber program daily through my Learning Coach login.
- \_\_\_\_\_ submitting an absence excuse within 3 days of my student's absence.

Learning Coach Signature: \_\_\_\_\_ Date: \_\_\_\_\_